

# GOING TO THE SHOW

A GUIDE TO PREPARING NEW AUDIENCES  
FOR A LIVE THEATER EXPERIENCE



This guide is intended to help prepare audiences for a first-time theater experience and what to expect when “Going to the Show.” The story highlights key events that audiences are likely to encounter along the way, such as unfamiliar people, waiting in line, a darkened theater, and unexpected or sometimes loud sounds. In preparation for a visit to the theater, parents, guardians, teachers and other caregivers are encouraged to read the guide together with the student to help familiarize them with the sequence of events. The goal of this guide is to lend some predictability to this new experience, which will hopefully decrease apprehension about this novel situation.

Readers should feel free to personalize the story with additional dialogue and descriptions in order to create their own version of “Going to the Show.” The goal of the additional text should be to anticipate potential challenges and provide the student with coping strategies. Here are a few general tips for writing your own dialogue:

Avoid using absolutes (such as “will” and “must”). Instead, use statements such as “might,” “may,” and “usually.” This will be helpful for students who have difficulty when activities do not go exactly as they anticipate.

Provide several coping strategies to address potential challenges. Some examples are:

- “The music might be loud.” “If it bothers me, I can ask to wear my headphones or go for a walk.”
- “We might have to wait.” “I can look at a book or listen to music while I wait.”
- “The actors are talking to each other.” “I can listen just like I do when I watch TV.”

We hope you enjoy “Going to the Show!”

# GOING TO THE SHOW

A GUIDE TO PREPARING NEW AUDIENCES FOR A LIVE THEATER EXPERIENCE

## ADULT & STUDENT



We are going to the show.

# GOING TO THE SHOW

A GUIDE TO PREPARING NEW AUDIENCES  
FOR A LIVE THEATER EXPERIENCE

## TRAVEL



I might ride in a car.  
I might ride in a bus.  
I might ride in a train.

# GOING TO THE SHOW

A GUIDE TO PREPARING NEW AUDIENCES  
FOR A LIVE THEATER EXPERIENCE

## ARRIVAL




We've arrived at the theater.  
It's time to go inside.

# GOING TO THE SHOW

A GUIDE TO PREPARING NEW AUDIENCES  
FOR A LIVE THEATER EXPERIENCE

## TICKETS



Everyone needs a ticket to see  
the show.

I may have to wait my turn.

# GOING TO THE SHOW

A GUIDE TO PREPARING NEW AUDIENCES FOR A LIVE THEATER EXPERIENCE

## LOBBY




It may be crowded with lots of people.  
I may have to wait my turn.  
I might get a snack from the  
concession stand.  
I might have to go to the bathroom.

# GOING TO THE SHOW

A GUIDE TO PREPARING NEW AUDIENCES FOR A LIVE THEATER EXPERIENCE

## TICKET TAKER



I may have to wait my turn.



# GOING TO THE SHOW

A GUIDE TO PREPARING NEW AUDIENCES  
FOR A LIVE THEATER EXPERIENCE

## TAKE YOUR SEAT



My seat number is printed on  
my ticket.

The usher may help me find my seat.  
I may have to sit in a seat I don't like.

# GOING TO THE SHOW

A GUIDE TO PREPARING NEW AUDIENCES  
FOR A LIVE THEATER EXPERIENCE

## DIM THE LIGHTS



It's time to sit quietly.  
It may get dark.  
I may have to wait for the show  
to begin.

# GOING TO THE SHOW

A GUIDE TO PREPARING NEW AUDIENCES  
FOR A LIVE THEATER EXPERIENCE

## PERFORMANCE BEGINS




I might hear music or other sounds.  
It might be loud.  
I should sit quietly during the show.  
The curtain opens at the beginning  
of the show.

# GOING TO THE SHOW

A GUIDE TO PREPARING NEW AUDIENCES  
FOR A LIVE THEATER EXPERIENCE

## PERFORMANCE ENDS




The performers bow.  
The curtain closes at the end of  
the show.

# GOING TO THE SHOW

A GUIDE TO PREPARING NEW AUDIENCES  
FOR A LIVE THEATER EXPERIENCE

## APPLAUSE




The audience claps.  
The clapping may be loud.

# GOING TO THE SHOW

A GUIDE TO PREPARING NEW AUDIENCES  
FOR A LIVE THEATER EXPERIENCE

## EXIT



The lights go back on.  
The show is over.  
It's time to leave.

# GOING TO THE SHOW

A GUIDE TO PREPARING NEW AUDIENCES FOR A LIVE THEATER EXPERIENCE

“Going to the show” is part of the “All Kids Included – Accessible Arts Experiences for Kids” (AKI) program. AKI is an initiative of the Miami-Dade County Department of Cultural Affairs, made possible in part through grant funding provided by The Children’s Trust. The Trust is a dedicated source of revenue established by voter referendum to improve the lives of children and families in Miami-Dade County.

“All Kids Included – Accessible Arts Experiences for Kids” (AKI) is made possible with the support of the Miami-Dade County Department of Cultural Affairs and the Cultural Affairs Council, the Miami-Dade County Mayor and Board of County Commissioners.

For more information about “Going to the Show” or to request printed copies or classroom posters, please contact:

Miami-Dade County  
Department of Cultural Affairs  
111 NW 1st Street, Suite 625, Miami, FL 33128  
(305) 375-4634  
[culture@miamidade.gov](mailto:culture@miamidade.gov)  
[www.miamidadearts.org](http://www.miamidadearts.org)



Copyright © 2012 by Miami-Dade County  
Department of Cultural Affairs. All rights reserved.



Illustration & design by Lemon Yellow